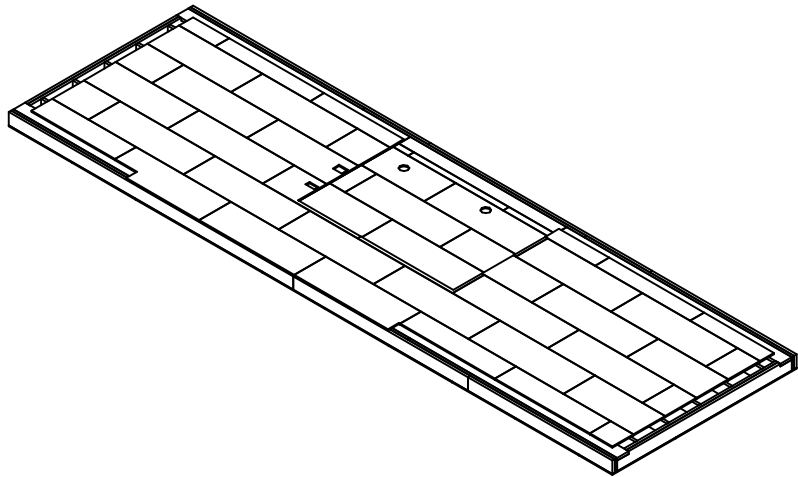
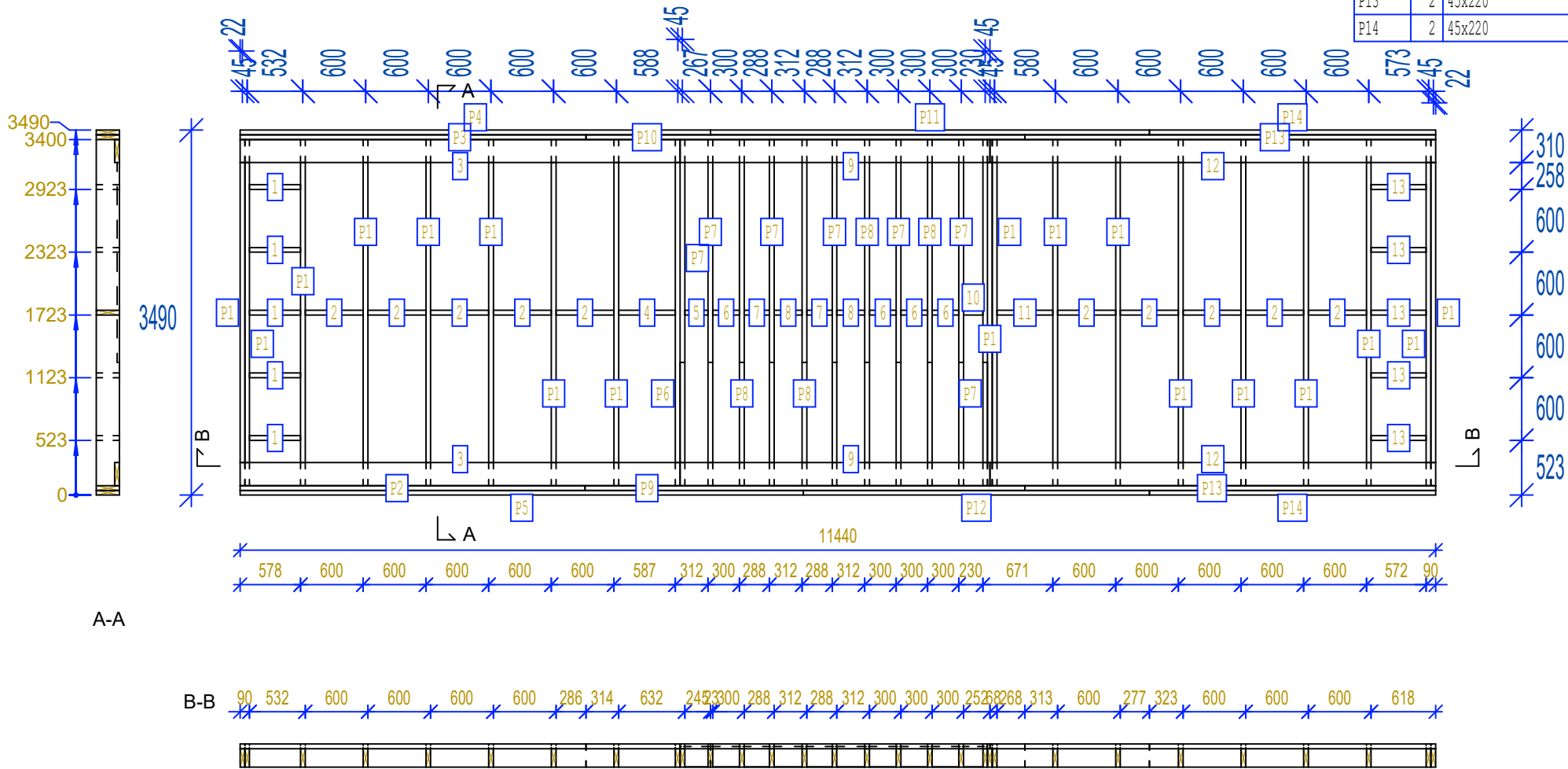
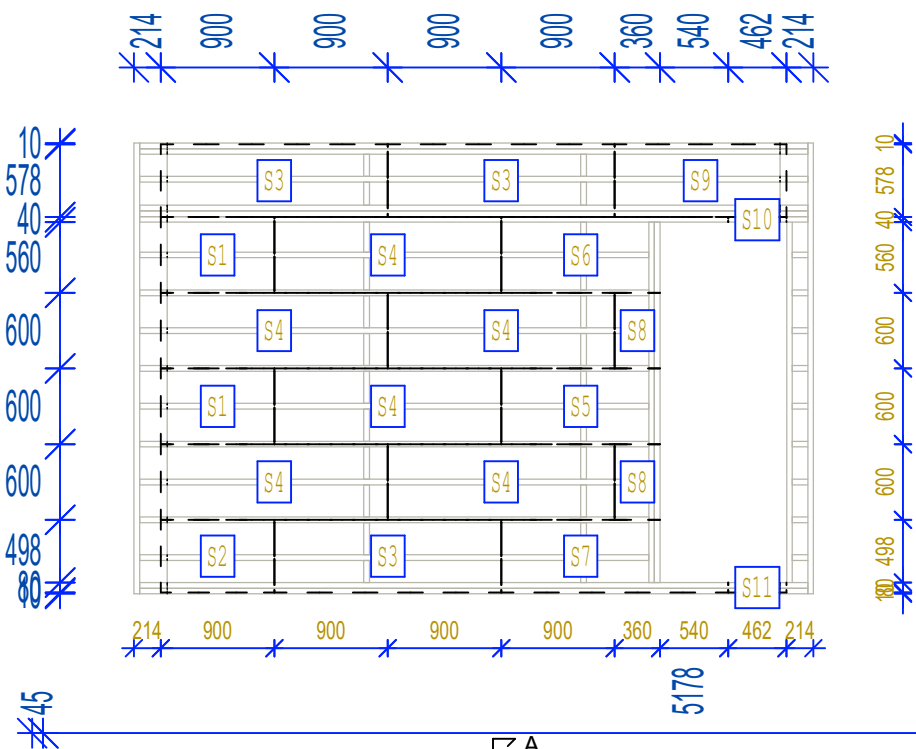
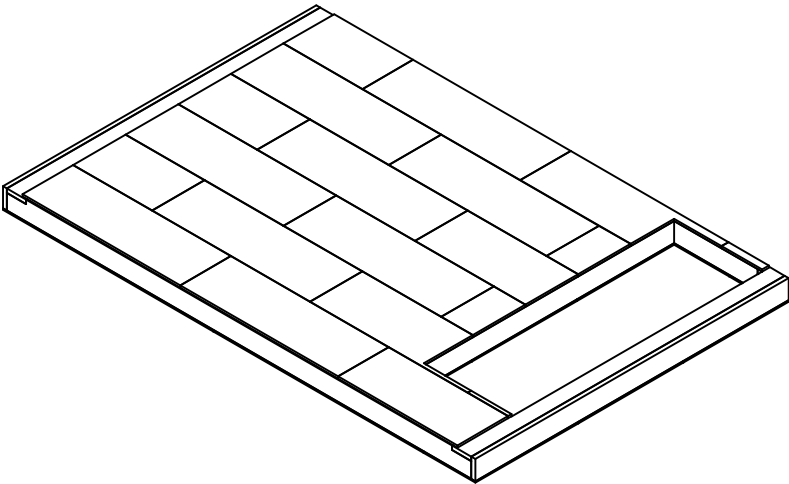
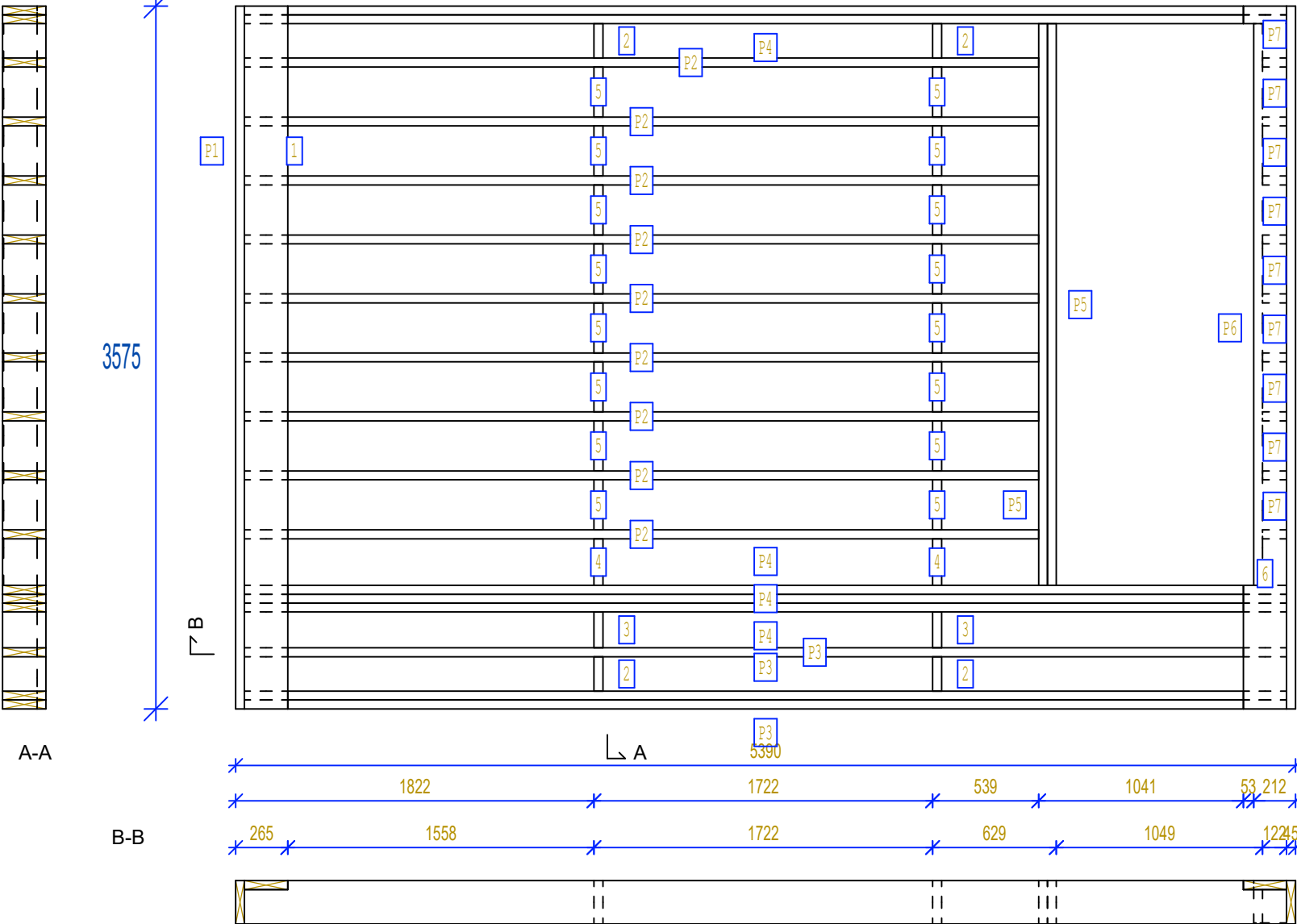


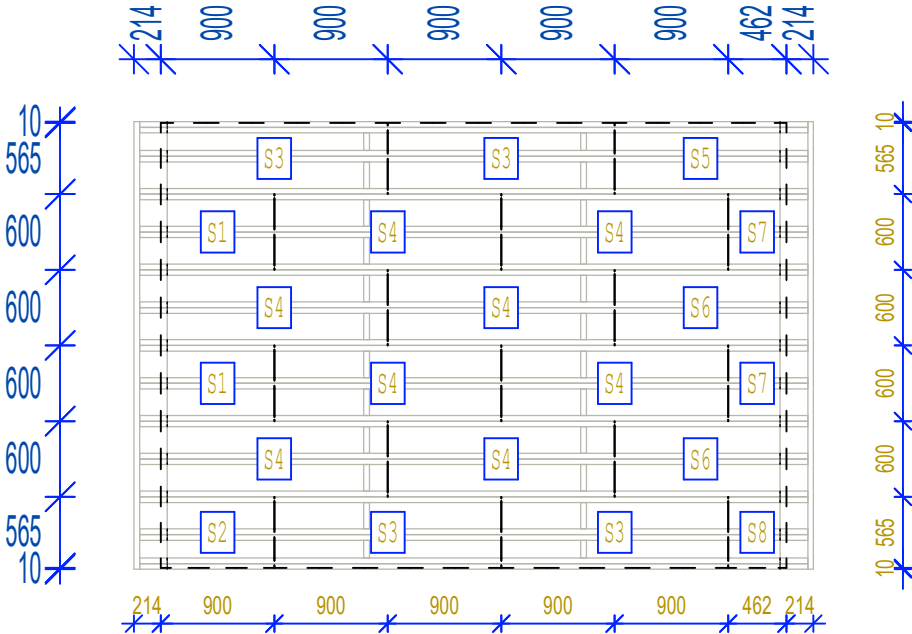
JOIST SCHEDULE						SHEET SCHEDULE				
LABEL	QTY	MATERIAL	GRADE	DESCRIPTION	LENGTH	LABEL	QTY	MATERIAL	SIZE	AREA
1	5	45x220	C24	JOIST	488	S31	5	BR-15x1200x2400	1200 x 2400	2.88
2	10	45x220	C24	JOIST	555	S32	5	BR-15x1200x2400	1200 x 1090	1.31
3	2	45x220	C24	BEAM	4210	S33	4	BR-15x1200x2400	1200 x 1200	1.44
4	1	45x220	C24	JOIST	543	S34	2	BR-15x1200x2400	1200 x 2290	2.75
5	1	45x195	C24	JOIST	223	S35	1	BR-15x1200x2400	1200 x 2290	2.75
6	4	45x195	C24	JOIST	255	S36	1	BR-15x1200x2400	1200 x 2290	2.75
7	2	45x195	C24	JOIST	243	S37	1	BR-15x1200x2400	640 x 1200	0.77
8	2	45x195	C24	JOIST	268	S38	1	BR-15x1200x2400	640 x 2290	1.47
9	2	45x220	C24	BEAM	2965	Summary:				39.95m2
10	1	45x195	C24	JOIST	185	S1	2	SP-22x600x1800	600 x 686	0.41
11	1	45x220	C24	JOIST	536	S2	1	SP-22x600x1800	266 x 686	0.18
12	2	45x220	C24	BEAM	4266	S3	1	SP-22x600x1800	396 x 1586	0.63
13	5	45x220	C24	JOIST	528	S4	2	SP-22x600x1800	600 x 1586	0.95
P1	18	45x220	C24	JOIST	3310	S5	15	SP-22x600x1800	600 x 1800	1.08
P2	1	45x220	C24	HEADER JOIST	3300	S6	2	SP-22x600x1800	266 x 1800	0.48
P3	1	45x220	C24	HEADER JOIST	3309	S7	1	SP-22x600x1800	600 x 1800	1
P4	1	45x220	C24	HEADER JOIST	4500	S8	1	SP-22x600x1800	600 x 1510	0.89
P5	1	45x220	C24	HEADER JOIST	5390	S9	1	SP-22x600x1800	266 x 1510	0.4
P6	1	45x220	C24	OP TRIMMER JOIST	3310	S10	1	SP-22x600x1800	600 x 610	0.37
P7	7	45x220	C24	OP TRIMMER JOIST	3310	S11	1	SP-22x600x1800	600 x 290	0.17
P8	4	45x220	C24	JOIST	3310	S12	1	SP-22x600x1800	110 x 290	0.03
P9	1	45x220	C24	HEADER JOIST	4210	S13	1	SP-22x600x1800	600 x 1800	0.42
P10	1	45x220	C24	HEADER JOIST	4201	S14	1	SP-22x600x1800	600 x 1190	0.71
P11	1	45x220	C24	HEADER JOIST	4200	S15	1	SP-22x600x1800	600 x 1190	0.71
P12	1	45x220	C24	HEADER JOIST	3310	S16	1	SP-22x600x1800	110 x 1800	0.2
P13	2	45x220	C24	HEADER JOIST	3930	S17	1	SP-22x600x1800	600 x 1752	1.05
P14	2	45x220	C24	HEADER JOIST	2740	S18	1	SP-22x600x1800	600 x 1752	1.05
						S19	1	SP-22x600x1800	600 x 1800	1.08
						S20	1	SP-22x600x1800	600 x 1800	0.13
						S21	1	SP-22x600x1800	600 x 852	0.51
						S22	1	SP-22x600x1800	110 x 852	0.09
						S23	1	SP-22x600x1800	600 x 48	0.03
						S24	1	SP-22x600x1800	600 x 948	0.57
						S25	1	SP-22x600x1800	266 x 948	0.25
						S26	2	SP-22x600x1800	396 x 1800	0.71
						S27	2	SP-22x600x1800	600 x 1326	0.8
						S28	1	SP-22x600x1800	266 x 1326	0.35
						S29	1	SP-22x600x1800	396 x 426	0.17
						S30	2	SP-22x600x1800	600 x 426	0.26
				Summary:				34.41m2		





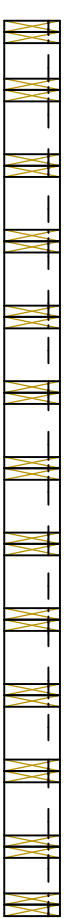
JOIST SCHEDULE						SHEET SCHEDULE				
LABEL	QTY	MATERIAL	GRADE	DESCRIPTION	LENGTH	LABEL	QTY	MATERIAL	SIZE	AREA
1	1	45x220	C24	BEAM	3575	S12	1	BR-15x1200x2400	1200 x 1200	1.44
2	4	45x220	C24	BEAM	175	S13	1	BR-15x1200x2400	1175 x 2400	2.82
3	2	45x220	C24	BEAM	183	S14	2	BR-15x1200x2400	1200 x 2400	2.88
4	2	45x220	C24	BEAM	237	S15	1	BR-15x1200x2400	1175 x 2400	2.48
5	16	45x220	C24	BEAM	255	S16	1	BR-15x1200x2400	1200 x 2400	2.19
6	1	45x220	C24	BEAM	3575	S17	1	BR-15x1200x2400	1200 x 574	0.69
P1	2	45x220	C24	HEADER JOIST	3575	S18	1	BR-15x1200x2400	1175 x 590	0.49
P2	9	45x220	C24	JOIST	4039	S19	1	BR-15x1200x2400	1200 x 590	0.29
P3	4	45x220	C24	JOIST	5300	S20	1	BR-15x1200x2400	1200 x 212	0.25
P4	4	45x220	C24	OP TRIMMER JOIST	5300	Summary: 16.41m2				
P5	2	45x220	C24	OP HEADER JOIST	2857	S1	2	SP-22x600x1800	600 x 900	0.54
P6	1	45x170	C24	OP HEADER JOIST	2857	S2	1	SP-22x600x1800	578 x 900	0.52
P7	9	45x170	C24	JOIST	122	S3	3	SP-22x600x1800	578 x 1800	1.04
						S4	6	SP-22x600x1800	600 x 1800	1.08
						S5	1	SP-22x600x1800	600 x 1260	0.76
						S6	1	SP-22x600x1800	600 x 1800	0.78
						S7	1	SP-22x600x1800	577 x 1800	0.77
						S8	2	SP-22x600x1800	600 x 360	0.22
						S9	1	SP-22x600x1800	578 x 1362	0.79
						S10	1	SP-22x600x1800	40 x 462	0.02
						S11	1	SP-22x600x1800	80 x 462	0.04
						Summary: 14.80m2				



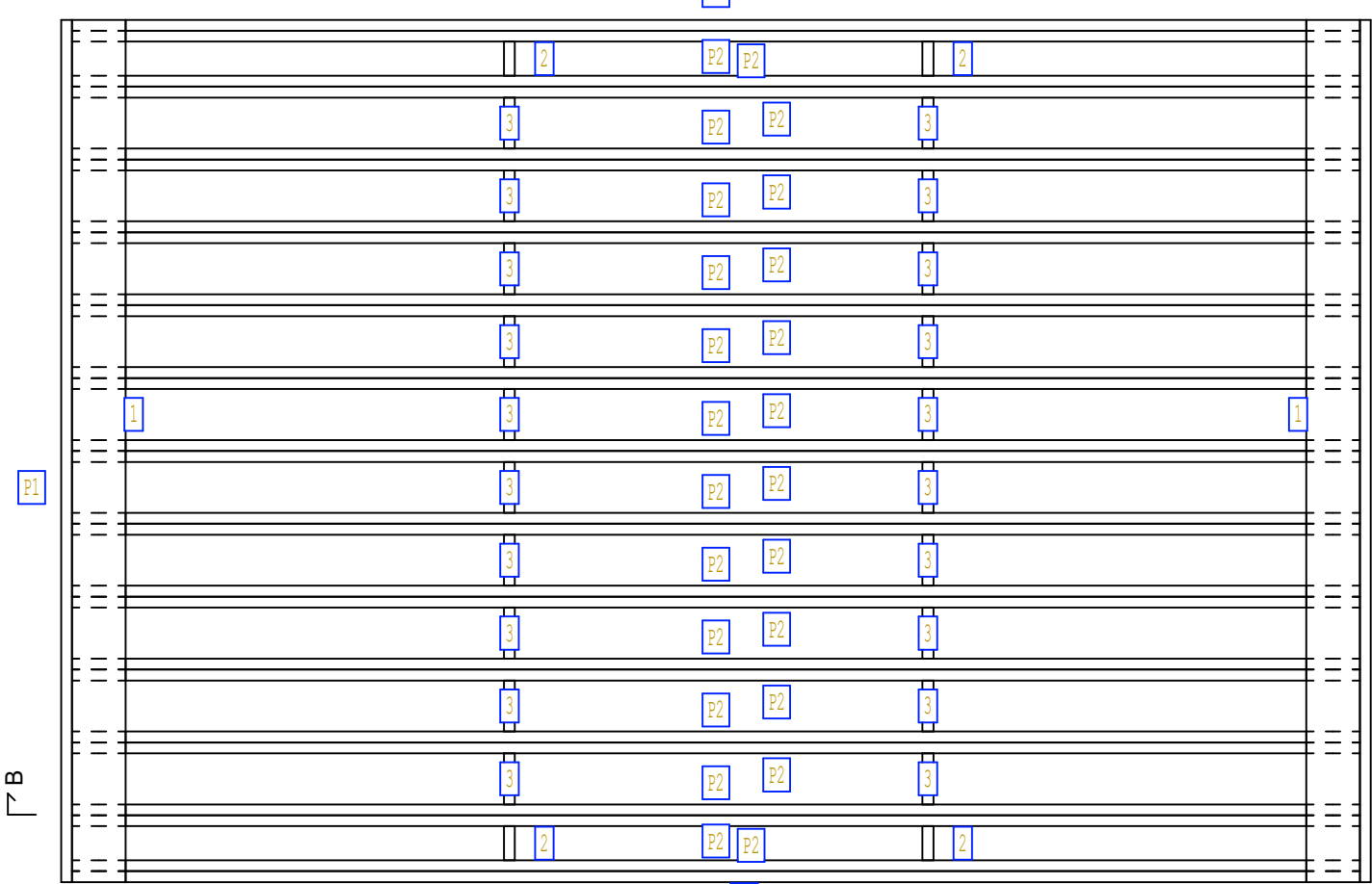


JOIST SCHEDULE					
LABEL	QTY	MATERIAL	GRADE	DESCRIPTION	LENGTH
1	2	45x220	C24	BEAM	3550
2	4	45x220	C24	JOIST	140
3	20	45x220	C24	JOIST	210
P1	2	45x220	C24	HEADER JOIST	3550
P2	26	45x220	C24	JOIST	5300

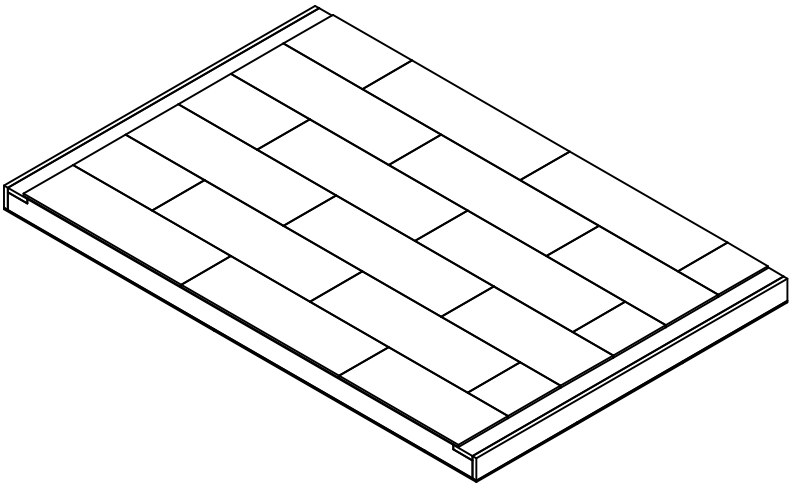
SHEET SCHEDULE				
LABEL	QTY	MATERIAL	SIZE	AREA
S9	1	BR-15x1200x2400	1200 x 1200	1.44
S10	2	BR-15x1200x2400	1150 x 2400	2.76
S11	3	BR-15x1200x2400	1200 x 2400	2.88
S12	1	BR-15x1200x2400	1200 x 1790	2.15
S13	1	BR-15x1200x2400	1150 x 590	0.68
S14	1	BR-15x1200x2400	1200 x 590	0.71
Summary:				19.14m2
S1	2	SP-22x600x1800	600 x 900	0.54
S2	1	SP-22x600x1800	565 x 900	0.51
S3	4	SP-22x600x1800	565 x 1800	1.02
S4	8	SP-22x600x1800	600 x 1800	1.08
S5	1	SP-22x600x1800	565 x 1362	0.77
S6	2	SP-22x600x1800	600 x 1362	0.82
S7	2	SP-22x600x1800	600 x 462	0.28
S8	1	SP-22x600x1800	565 x 462	0.26
Summary:				17.54m2




A-A



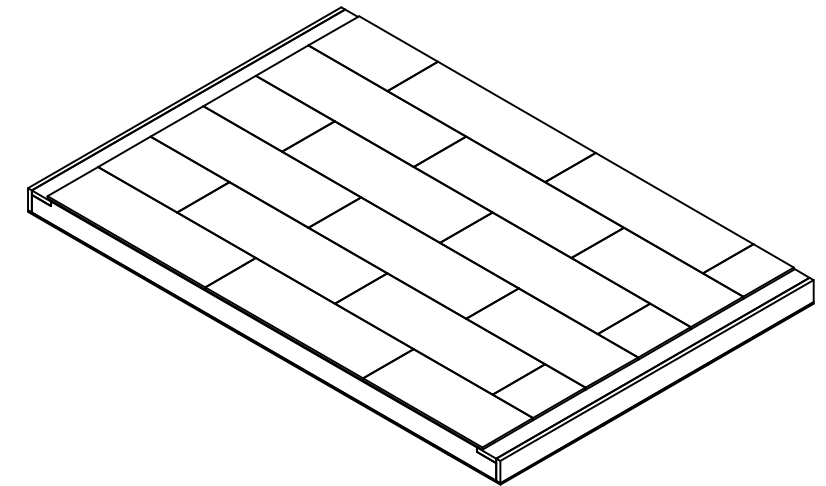

B-B



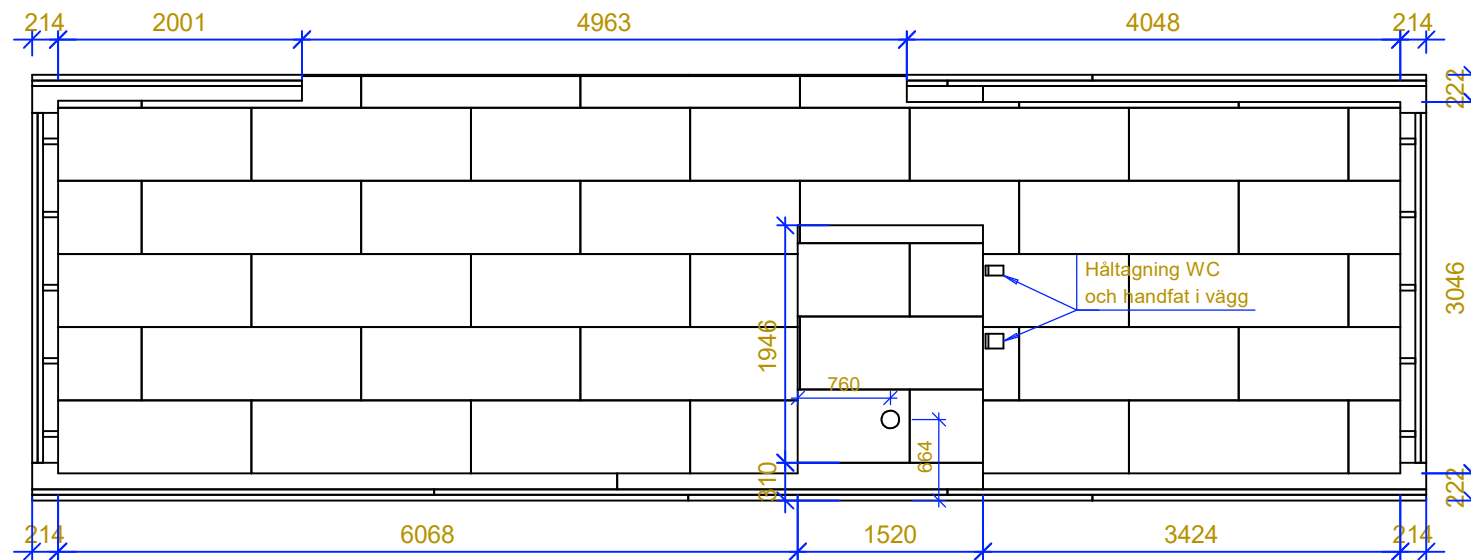
CEILING PANEL F4	QUANTITY 1	PROJECT 18535_JS	FRAME WEIGHT - 854.4kg PANEL WEIGHT - 1199.9kg	Mälärvillan AB 2023-02-02 Customer: 91 Fanning Avenue	PRODUKTIONS RITNING
---------------------	---------------	---------------------	---	--	---------------------



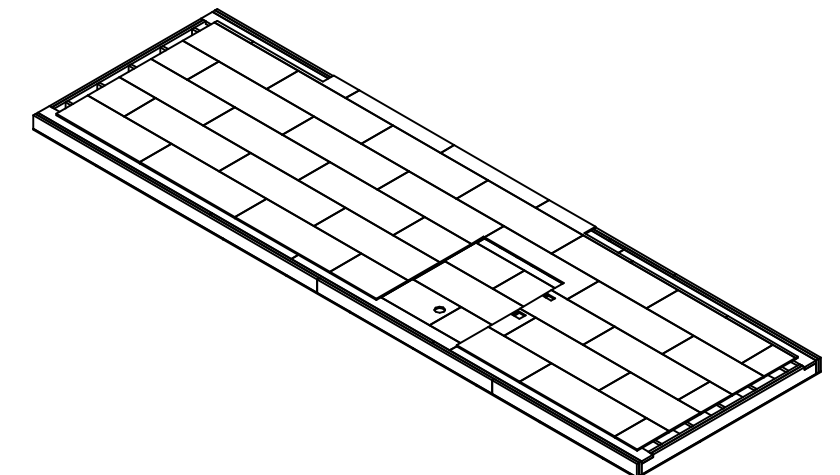
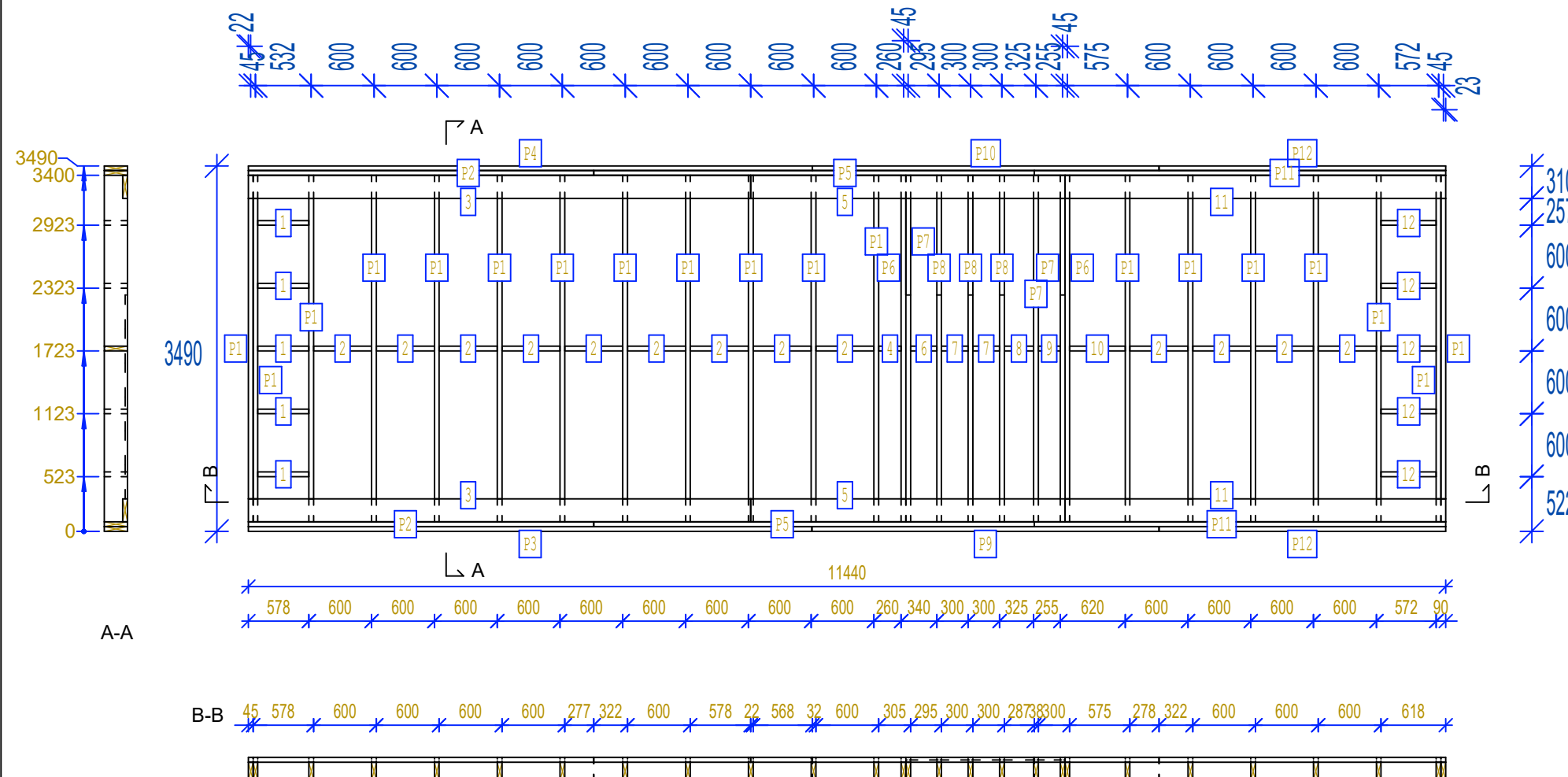
SHEET SCHEDULE					JOIST SCHEDULE					
LABEL	QTY	MATERIAL	SIZE	AREA	LABEL	QTY	MATERIAL	GRADE	DESCRIPTION	LENGTH
S9	1	BR-15x1200x2400	1200 x 1200	1.44	1	2	45x220	C24	BEAM	3575
S10	2	BR-15x1200x2400	1175 x 2400	2.82	2	4	45x220	C24	JOIST	153
S11	3	BR-15x1200x2400	1200 x 2400	2.88	3	20	45x220	C24	JOIST	210
S12	1	BR-15x1200x2400	1200 x 1790	2.15	P1	2	45x220	C24	HEADER JOIST	3575
S13	1	BR-15x1200x2400	1175 x 590	0.69	P2	26	45x220	C24	JOIST	5300
S14	1	BR-15x1200x2400	1200 x 590	0.71						
Summary: 19.27m2										
S1	2	SP-22x600x1800	600 x 900	0.54						
S2	1	SP-22x600x1800	578 x 900	0.52						
S3	4	SP-22x600x1800	577 x 1800	1.04						
S4	8	SP-22x600x1800	600 x 1800	1.08						
S5	1	SP-22x600x1800	578 x 1362	0.79						
S6	2	SP-22x600x1800	600 x 1362	0.82						
S7	2	SP-22x600x1800	600 x 462	0.28						
S8	1	SP-22x600x1800	578 x 462	0.27						
Summary: 17.66m2										



CEILING PANEL F5	QUANTITY 1	PROJECT 18535_JS	FRAME WEIGHT - 937.4kg PANEL WEIGHT - 1621.8kg	Mälarvillan AB 2023-02-02 Customer: 91 Fanning Avenue	PRODUKTIONS RITNING
---------------------	---------------	---------------------	---	--	---------------------



JOIST SCHEDULE						SHEET SCHEDULE				
LABEL	QTY	MATERIAL	GRADE	DESCRIPTION	LENGTH	LABEL	QTY	MATERIAL	SIZE	AREA
1	5	45x220	C24	JOIST	488	S26	4	BR-15x1200x2400	1200 x 2400	2.88
2	13	45x220	C24	JOIST	555	S27	5	BR-15x1200x2400	1200 x 1090	1.31
3	2	45x220	C24	BEAM	4800	S28	3	BR-15x1200x2400	1200 x 1200	1.44
4	1	45x220	C24	JOIST	215	S29	4	BR-15x1200x2400	1200 x 2290	2.75
5	2	45x220	C24	BEAM	3002	S30	1	BR-15x1200x2400	1200 x 1200	1.44
6	1	45x195	C24	JOIST	250	S31	1	BR-15x1200x2400	1200 x 2400	2.88
7	2	45x195	C24	JOIST	255	S32	1	BR-15x1200x2400	640 x 1200	0.77
8	1	45x195	C24	JOIST	280	S33	1	BR-15x1200x2400	640 x 2290	1.47
9	1	45x195	C24	JOIST	210	Summary: 39.95m2				
10	1	45x220	C24	JOIST	530	S1	2	SP-22x600x1800	600 x 686	0.41
11	2	45x220	C24	BEAM	3638	S2	1	SP-22x600x1800	56 x 686	0.04
12	5	45x220	C24	JOIST	528	S3	3	SP-22x600x1800	600 x 1586	0.95
P1	19	45x220	C24	JOIST	3310	S4	17	SP-22x600x1800	600 x 1800	1.08
P2	2	45x220	C24	HEADER JOIST	3300	S5	1	SP-22x600x1800	258 x 1800	0.2
P3	1	45x220	C24	HEADER JOIST	5384	S6	2	SP-22x600x1800	258 x 1800	0.46
P4	1	45x220	C24	HEADER JOIST	5390	S7	1	SP-22x600x1800	600 x 1782	1.07
P5	2	45x220	C24	HEADER JOIST	4210	S8	1	SP-22x600x1800	600 x 1800	1.08
P6	2	45x220	C24	OP TRIMMER JOIST	3310	S9	2	SP-22x600x1800	600 x 882	0.53
P7	3	45x220	C24	OP TRIMMER JOIST	3310	S10	1	SP-22x600x1800	600 x 18	0.01
P8	3	45x220	C24	JOIST	3310	S11	1	SP-22x600x1800	146 x 18	0
P9	1	45x220	C24	HEADER JOIST	3316	S12	1	SP-22x600x1800	600 x 918	0.55
P10	1	45x220	C24	HEADER JOIST	3310	S13	1	SP-22x600x1800	600 x 918	0.55
P11	2	45x220	C24	HEADER JOIST	3930	S14	1	SP-22x600x1800	600 x 1502	0.9
P12	2	45x220	C24	HEADER JOIST	2740	S15	1	SP-22x600x1800	146 x 1502	0.22
						S16	1	SP-22x600x1800	600 x 1800	0.73
						S17	1	SP-22x600x1800	258 x 1800	0.27
						S18	2	SP-22x600x1800	600 x 602	0.36
						S19	1	SP-22x600x1800	600 x 298	0.16
						S20	1	SP-22x600x1800	600 x 1198	0.72
						S21	1	SP-22x600x1800	600 x 1198	0.71
						S22	1	SP-22x600x1800	46 x 1800	0.08
						S23	2	SP-22x600x1800	600 x 1326	0.8
						S24	1	SP-22x600x1800	46 x 1326	0.06
						S25	3	SP-22x600x1800	600 x 426	0.26
						Summary: 34.46m2				



Ritad av: JS