




Specification sheet

	6mm indoor display	10mm outdoor display	10mm floor display
			
Visual Parameter			
Pixel:	6mm	10mm	10mm
Brightness:	2000nits	7800nits	4500nits
LED configuration:	SMD3528 3in1	SMD5050 3in1	SMD5050 3in1
Pixel Density:	27777pixel/m²	10000pixel/m²	10000pixel/m²
Viewing angle(vertical):	140°	140°	140°
Viewing angle(horizontal):	140°	140°	140°
Recommended viewing distance:	5m to 100m	10m to 200m	15m to 200m
Performance Parameter			
Lifetime:	100,000hours	100,000hours	100,000hours
Power consumption(Maximum):	180W	180W	180W
Power consumption(Average):	90W	90W	60W
Processing:	16-bit per color	16-bit per color	16-bit per color
Color:	281trillion	281trillion	281trillion
Refresh rate:	600Hz	1000Hz	1000Hz
Scan mode:	1/5 scanning	Static	Static
Input voltage:	90~ 260VAC, 50/60Hz	90~ 260VAC, 50/60Hz	90~ 260VAC, 50/60Hz
Mechanical Parameter			
Cabinet material:	Aluminum	Aluminum	Aluminum
Protecting louver:	Rubber	Plastic	PC
Weight:	9.5kg	9.5kg	11.5kg
Mounting:	Rigging	Rigging	Floor stack
Max rigging load:	12 cabinets	12 cabinets	N/A
Cabinet dimension:	480W*480H*50MM D	480W*480H*50MM D	480W*480H*60MM D
Cabinet resolution:	80*80	48*48	48*48
Load weight on surface:	N/A	N/A	1600kg per cabinet
Humidity range:	10%to99%	10%to99%	10%to99%
Protection Rating:	IP40 Front&Rear	IP65 Front&Rear	IP65 Front&Rear
Control Parameter			
LED processor:	DBSTAR		
Controlling distance:	100m via CAT05 / Maximum 10km via Fiber Optic (Single mode)		
Signal:	DVI upto UXGA, SDI, HD-SDI, HDMI, S-Video (Via Video processor)		


*** Specification are subjected to change without notice!***



All you need for any show

It probably be the first design in the industry that integrated the same structure for indoor rigging, outdoor rigging and floor display.This special design will give you the most flexibility for any show, it could be an indoor moto show, a concert touring with floor display, or an outdoor business event.

Furthermore, Sharpe series are made from integrated aluminum mold, this integrated design enables an efficient thermal conductivity and easy installation on its super slim body. Till now, Sharpe series includes 6mm indoor display, 10mm outdoor SMD display, 10mm floor display.



There are many reasons why our Sharpe series are running far beyond other similar products in the industry.

General Features



Full protection under harsh environment

Sharpe series are made from aluminum mold, strong and precise; Full waterproof cabinet with IP65 power and data connector enables its wide application through any events that take place indoor or outdoor.



Slim and light

It could be one of the thinnest LED displays in the industry; with only 50mm depth, the weight is only 9.5kg. You can carry two panels at one time! Your installation stuff could not be more satisfied.

Fan-less design makes a quite display

Thanks to the integrated mold design, the thermal conductivity is very good and we could get rid of fans cooling. This quite display is very important for some of your event like concert touring.



High power efficiency

Unlike most of the product in the industry, we designed a double layer power supply system which is from AC-DC and DC-DC. This system enhances the power transforming efficiency to a high level of 83%.



Easy and fast installation

The inter-locker is fast and easy, free your hands from any other complicated tools.



Unbeatable color performances

Sharpe 10mm is equipped with MBI5042 16bit diving IC, DBSTAR controlling system. The high refresh rate, vivid color processing guarantees you a high-end broadcasting show.

Sharpe Member Introduction



6mm indoor display

- Soft rubber louver design
Seamless connection, easy for after service; black rubber enhances the contract ratio performance.
- A sharp picture
6mm pixel pitch delivers a sharp picture to your audience.
- Mounting
Rigging structure with standard hanger fits for most installation conditions.

10mm outdoor display

- Louver design
Big louvers offer high heat resistance and smooth appearance.
- LED lamp
SMD 5050 3in1 together with 10mm pixel pitch is the best option for indoor& outdoor application.
- Mounting
Rigging structure with standard hanger fit for most installation conditions.



10mm floor display

- Your reliable colorful stage
The PC louver can hold at least 1600kg weight per panel, strong enough for most on-stage activity.
- Better viewing angle
140° viewing angle both in horizontal and vertical direction presents a perfect ground TV to you.

System Diagram

NOTES:

Same system platform and dimension, seamless integration between different models.

